

## PUMP AND MOTOR DATA

<b>n (rpm):</b>	2900	<b>2nd impeller diameter (mm):</b>	0.00
<b>N. of impellers:</b>	6	<b>Motor type:</b>	IM
<b>Max working pressure (bar):</b>	16	<b>Motor phase:</b>	3~
<b>H max (m):</b>	62.00	<b>Un (V):</b>	230/400
<b>H min (m):</b>	22.50	<b>fn (Hz):</b>	50
<b>Q min (mc/h):</b>	2.50	<b>Poles:</b>	2
<b>Q max (mc/h):</b>	8.00	<b>Duty:</b>	S1
<b>Pn (kW):</b>	1.50	<b>Min liquid temperature (°C):</b>	-15.00 °C
<b>Pn (HP):</b>	2.00	<b>Weight (kg):</b>	33.600
<b>Impeller diameter (mm):</b>	98.50		

## MATERIALS

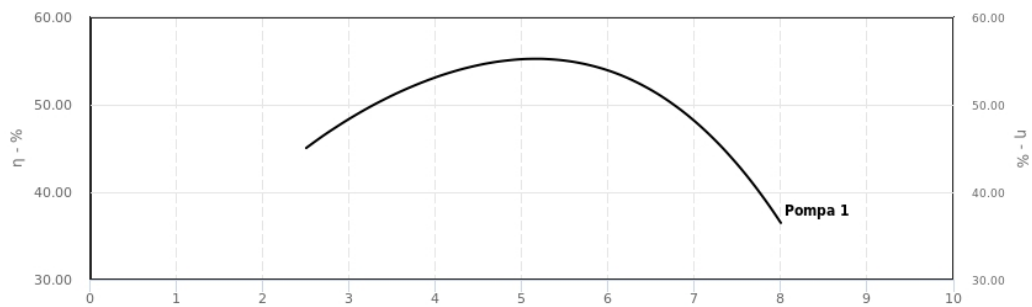
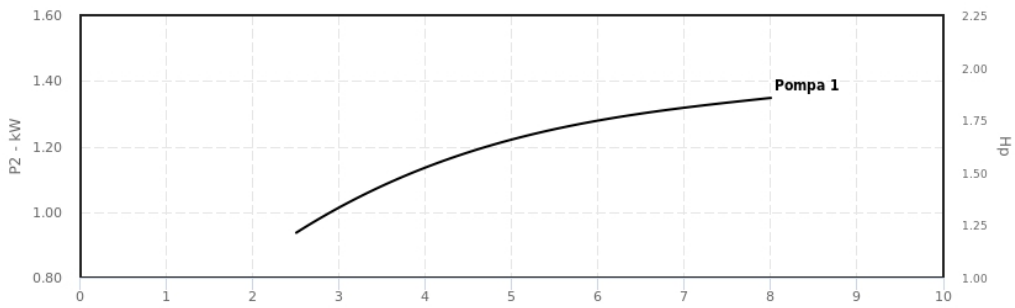
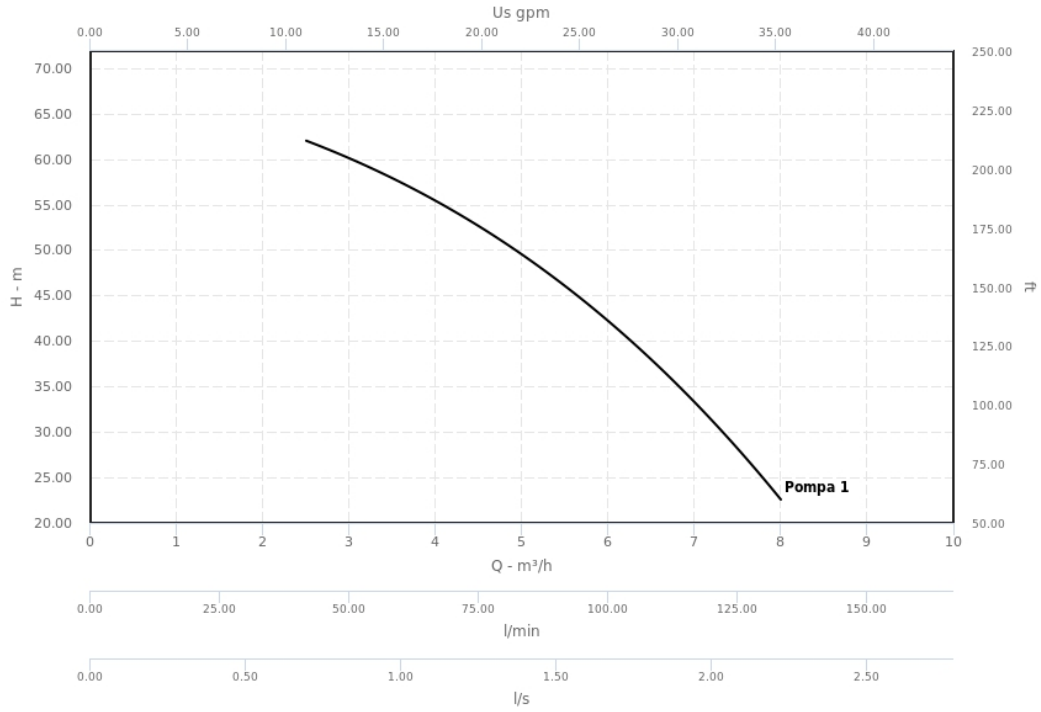
<b>External Jacket:</b>	Cr-Ni steel 1.4301 EN 10088 (AISI 304)	<b>Upper Cover:</b>	Cr-Ni steel 1.4301 EN 10088 (AISI 304)
<b>Pump Casing:</b>	Cr-Ni steel 1.4301 EN 10088 (AISI 304)	<b>Spacer Sleeve:</b>	Cr-Ni steel 1.4301 EN 10088 (AISI 304)
<b>Suction Casing:</b>	Cr-Ni steel 1.4301 EN 10088 (AISI 304)	<b>Shaft:</b>	Cr-Ni steel 1.4305 EN 10088 (AISI 303)
<b>Suction Flange:</b>	Cr-Ni steel 1.4301 EN 10088 (AISI 304)	<b>Mechanical Seal:</b>	Hard Metal-Carbon-EPDM
<b>Delivery Casing:</b>	Cr-Ni steel 1.4301 EN 10088 (AISI 304)	<b>Counter Flanges:</b>	Cr-Ni steel 1.4301 EN 10088 (AISI 304)
<b>Stage Casing:</b>	Cr-Ni steel 1.4301 EN 10088 (AISI 304)	<b>O-ring:</b>	NBR
<b>Impeller:</b>	Cr-Ni steel 1.4301 EN 10088 (AISI 304)	<b>Bearing Sleeve:</b>	Corrosion-resistant-Cemented carbide
<b>Wear ring impeller-diffuser:</b>	Null	<b>Bearing in the casing:</b>	Ceramic alumina
<b>Lower Cover:</b>	Cr-Ni steel 1.4301 EN 10088 (AISI 304)		

## GROUP DATA

<b>Number of pumps:</b>	1	<b>Control panel:</b>	QTL/A1D12A-FA
<b>Fixed speed / Variable speed:</b>	V fissa	<b>Power supply:</b>	1.5 x 1
		<b>Supply voltage:</b>	400

## BOOSTER SET MATERIALS

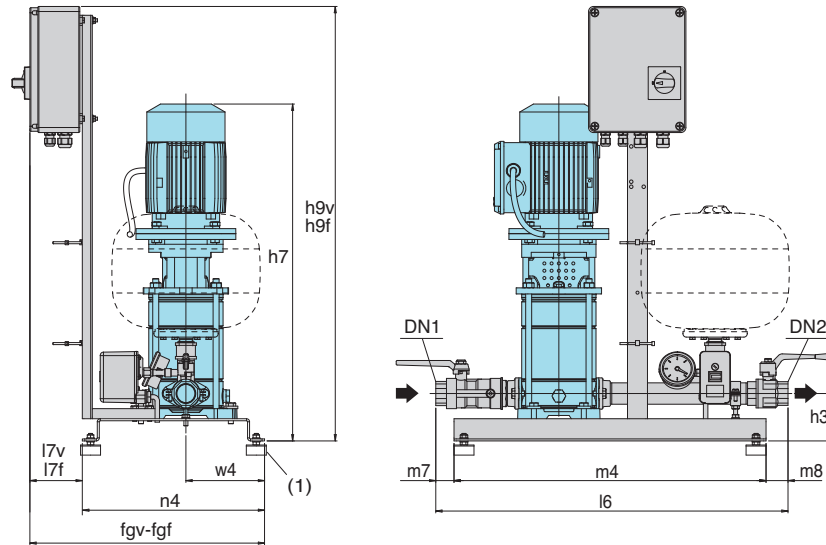
<b>Manifolds:</b>	AISI304	<b>Fittings:</b>	Brass
<b>Interception pans:</b>	Nickel-plated brass, PTFE	<b>Anti-vibration feet:</b>	NBR
<b>Non-return valve:</b>	Nickel-plated brass, PTFE, NBR	<b>Gaskets:</b>	NBR
<b>Pressure switch:</b>	Galvanized steel, NBR	<b>Base:</b>	S235JR Nickel-plated
<b>Pressure transducer:</b>	-		



Data: 19/10/2021

**81065060000: BS1F 1MXV 32-506 O**

## DIMENSIONS (MM)



TYPE	TYPE	DN1	DN2	mm														
				h9f	h9v	h7	h3	m4	m7	m8	l6	n4	w4	fgf	fgv	l7f	l7v	
BS1. 1 MXV 25-304 O	BSM1. 1 MXV 25-304 O					666												
BS1. 1 MXV 25-305 O	BSM1. 1 MXV 25-305 O					690												
BS1. 1 MXV 25-306 O	BSM1. 1 MXV 25-306 O					714												
BS1. 1 MXV 25-307 O	BSM1. 1 MXV 25-307 O	G 1	G 1	862	1144	738	94	625	15	11	651	365	158	470	574	105	209	
BS1. 1 MXV 25-308 O	BSM1. 1 MXV 25-308 O					762												
BS1. 1 MXV 25-310 O						811												
BS1. 1 MXV 25-312 O						899												
BS1. 1 MXV 32-504 O	BSM1. 1 MXV 32-504 O					666												
BS1. 1 MXV 32-505 O	BSM1. 1 MXV 32-505 O					690												
BS1. 1 MXV 32-506 O	BSM1. 1 MXV 32-506 O					714												
BS1. 1 MXV 32-507 O	BSM1. 1 MXV 32-507 O	G 1 1/4	G 1 1/4	862	1144	738	94	625	37	44	706	365	158	470	574	105	209	
BS1. 1 MXV 32-508 O						802												
BS1. 1 MXV 32-510 O						851												
BS1. 1 MXV 32-512 O						915												
BS1. 1 MXV 40-904 O	BSM1. 1 MXV 40-904 O					711									574		209	
BS1. 1 MXV 40-905 O						781									574		209	
BS1. 1 MXV 40-906 O						811									574		209	
BS1. 1 MXV 40-907 O		G 1 1/2	G 1 1/2	862	1144	857	124	625	87	79	790	365	160	470	574	105	209	
BS1. 1 MXV 40-908 O						887									574		209	
BS1. 1 MXV 40-910 O						947									638		273	
BS1. 1 MXV 40-911 O						977									638		273	

Dimensions not binding to be verified when ordering

(1) Anti-vibration pads kit supplied loose as stand

h9f-l7f= Fixed speed boosting sets

h9v-l7v= Variable speed boosting sets